

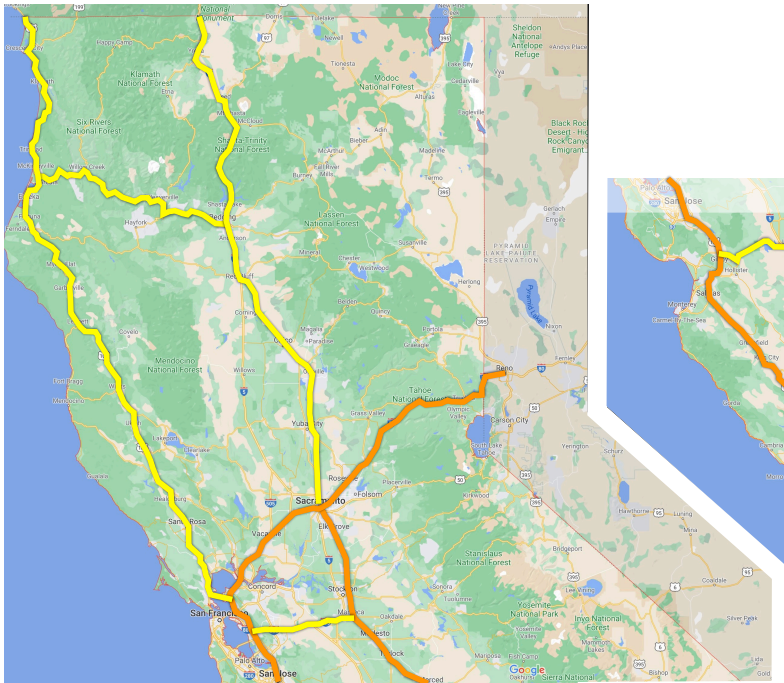
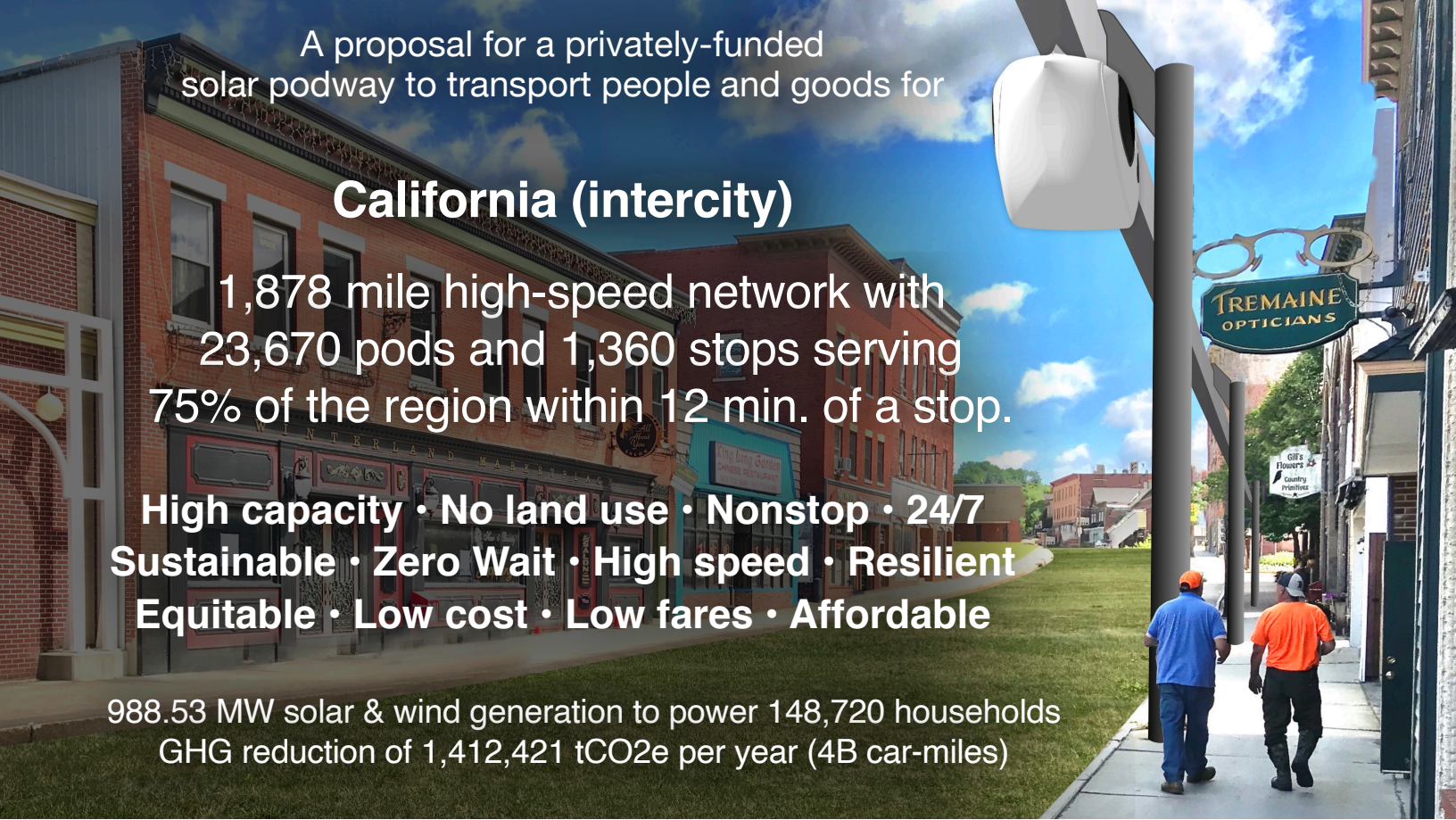
A proposal for a privately-funded solar podway to transport people and goods for

California (intercity)

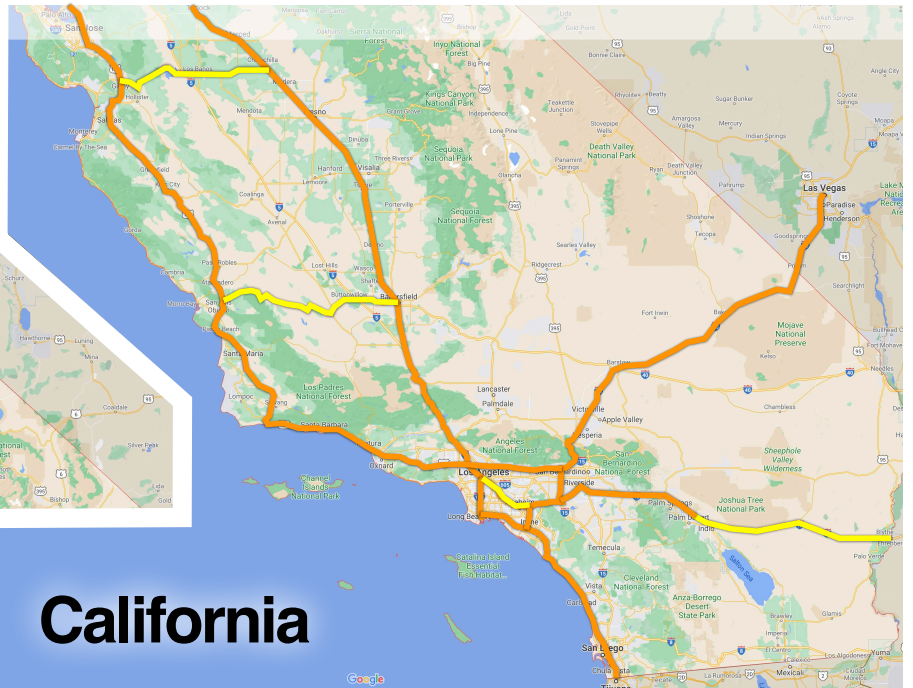
1,878 mile high-speed network with 23,670 pods and 1,360 stops serving 75% of the region within 12 min. of a stop.

**High capacity • No land use • Nonstop • 24/7
Sustainable • Zero Wait • High speed • Resilient
Equitable • Low cost • Low fares • Affordable**

988.53 MW solar & wind generation to power 148,720 households
GHG reduction of 1,412,421 tCO₂e per year (4B car-miles)

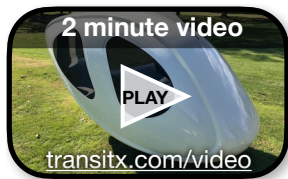


LA to Las Vegas 2:00
San Francisco to LA 3:00
San Francisco to Reno 1:35
LA to San Diego 0:55



We propose to build and operate a privately-financed public transit podway that eliminates issues with **traffic congestion, parking, pollution, and safety.**

Please watch a 2-minute overview at transitx.com/video



A podway is a fleet of automated electric vehicles (pods) for passengers and freight on a micro guideway providing equitable public transportation to supplant cars, buses, trains, and trucks.

Privately Financed

No government funding, subsidies, guarantees or special tax incentives are necessary. The system is very low cost so revenue from fares, freight, renewables and advertising makes it profitable.

Equitable and affordable fares

75% of fares are capped based on the Fair Fare Formula. The price of a typical shared 10 km (6.1 mile) trip is \$3.51 or \$0.33/km (0.53/mi).

Jobs and Workforce Development

The project creates 6,246 local construction/manufacturing jobs. The 34,888 jobs from secondary effects. Transportation workers who get c

Eliminates traffic congestion

Pods can travel in 6-pod trains with 1 second headway providing over 80,000 passenger seats per hour — the equivalent of a 40 lane highway.

Green and Walkable

A podway removes vehicular traffic from roads, enabling streets to transition into green and people-friendly spaces.

Disease and Health



The system prevents the spread of diseases, improves quality of air and water, improves access to healthcare, and encourages walking.

Simplified Rights-of-Way on Utility Easements

Podways can fit anywhere because there is no dedicated footprint — pods travel alongside roadways. In the space of one parked car, a pod stop has a capacity of 2,000 passenger boardings per hour.

Faster commutes

Pods travel non-stop at 72 kph (45 mph) on metro podways and 242 kph (150 mph) on high-speed podways — delivering the fastest door-to-door trips of any travel mode.



Eliminates pollution: Air, Sound, Light, Water

Pods are quiet, efficient and have zero emissions and zero carbon. Pods offer less visual impact than the existing roads and vehicles. Pods have no headlights and podways do not need to be lit.

Sustainable, Efficient, and Zero Carbon

Pods achieve over 20 times the efficiency of electric cars and are 100% powered by renewable energy. Pods achieve zero carbon by

Higher Resiliency

System continues to operate through flooding, earthquakes, dust/snow/ice, high winds, blackouts, road crashes, and heat waves. Damaged infrastructure can be repaired within 24 hours.

Economic Development & Societal Benefits

A podway has positive impacts on education, food security, healthcare access, agriculture, tourism, and reduces poverty and homelessness. Faster, driverless commute increases personal time.

Eliminates crashes

With 100% automation, podways eliminate human errors and impaired driving. Orders of magnitude safer than roadways, and eliminating 9,961 road-related injuries and 100 deaths annually.

Reduces crime and improves security

No crowds, authenticated users, and pods are private and protected.

Fear, Harassment, Race, Justice, Corruption, Accessible

Podways eliminate dangers and fears from public transit and motor vehicles, including traffic stops, assaults, and road-rage. Border crossings can be safer and faster. Pods are handicap accessible.

More Public Transit & Fewer Cars

Pods provide the convenience and privacy that people value in cars, without their negative impacts. A podway combines the best features of public transit, high-speed rail and personal cars.

No Disruption from Construction

Installation is fast, quiet, and clean—all electric without diesel trucks.

Bonded, Guaranteed and Proven

The project's turnkey contracts are with large, established firms. Projects are fully bonded and service levels are guaranteed. Automated small-vehicle transport (PRT) has been operating with a perfect safety record for 40 years in Morgantown, West Virginia.

Revenue Generator

Rights-of-way owners receive a 5% toll share on revenue which is expected to be \$1.6B per year.

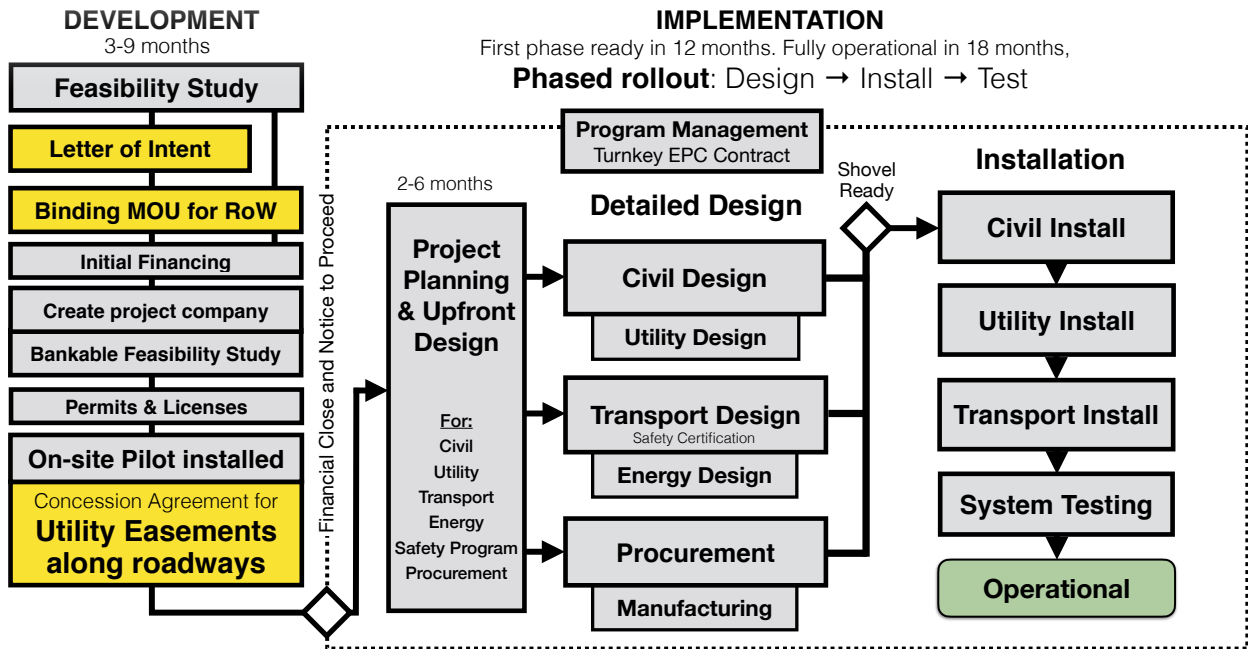
Lowest Risk

A podway provides compelling benefits with much less risk than other options.



Moving to ZERO

- Ø Congestion
- Ø Waiting
- Ø Pollution
- Ø Crashes
- Ø Land Use
- Ø Downtime
- Ø Energy
- Ø Disruption
- Ø Crime
- Ø Illness
- Ø Taxes
- Ø Gov't Funding
- Ø Travel Time
- Ø Weight
- Ø Excluded
- Ø Noise
- Ø Cost
- Ø Job loss
- Ø Objections
- Ø Cars
- Ø Inequity
- Ø Risk



Financial Viability

The project cost is \$16.7B (\$11.1K per customer, \$5.5M per km) and expected 4,516,127 trips per day (15% mode share) after 4 years with breakeven at 23% of expected trips (1,029,129 trips per day). The Cash-Flow-to-Debt Ratio is 132%. We project a 2.8 year payback period, gross margin of 72%, and 68% project IRR. These financials make the project financially attractive for private



Next Steps

To move forward, we need a binding agreement for easements along roadways. Example letters and agreements at: transitx.com/process

For more information — including presentations, other proposals, and videos — visit transitx.com/California

A 110+ page feasibility study is available under a non-disclosure agreement by emailing hello@transitx.com. The feasibility study answers many questions about the project, the company, the system, and detailed analysis of capacity, parking, road safety, pedestrian safety, accessibility, sustainability, fares, renewable energy & storage, construction, aesthetics, operations, economic development, quality of service, security, station footprint, equitability, carbon footprint, transit integration, resiliency, reliability, rights-of-way, and open space.

We look forward to answering your questions and moving forward on a project.

Sincerely,

