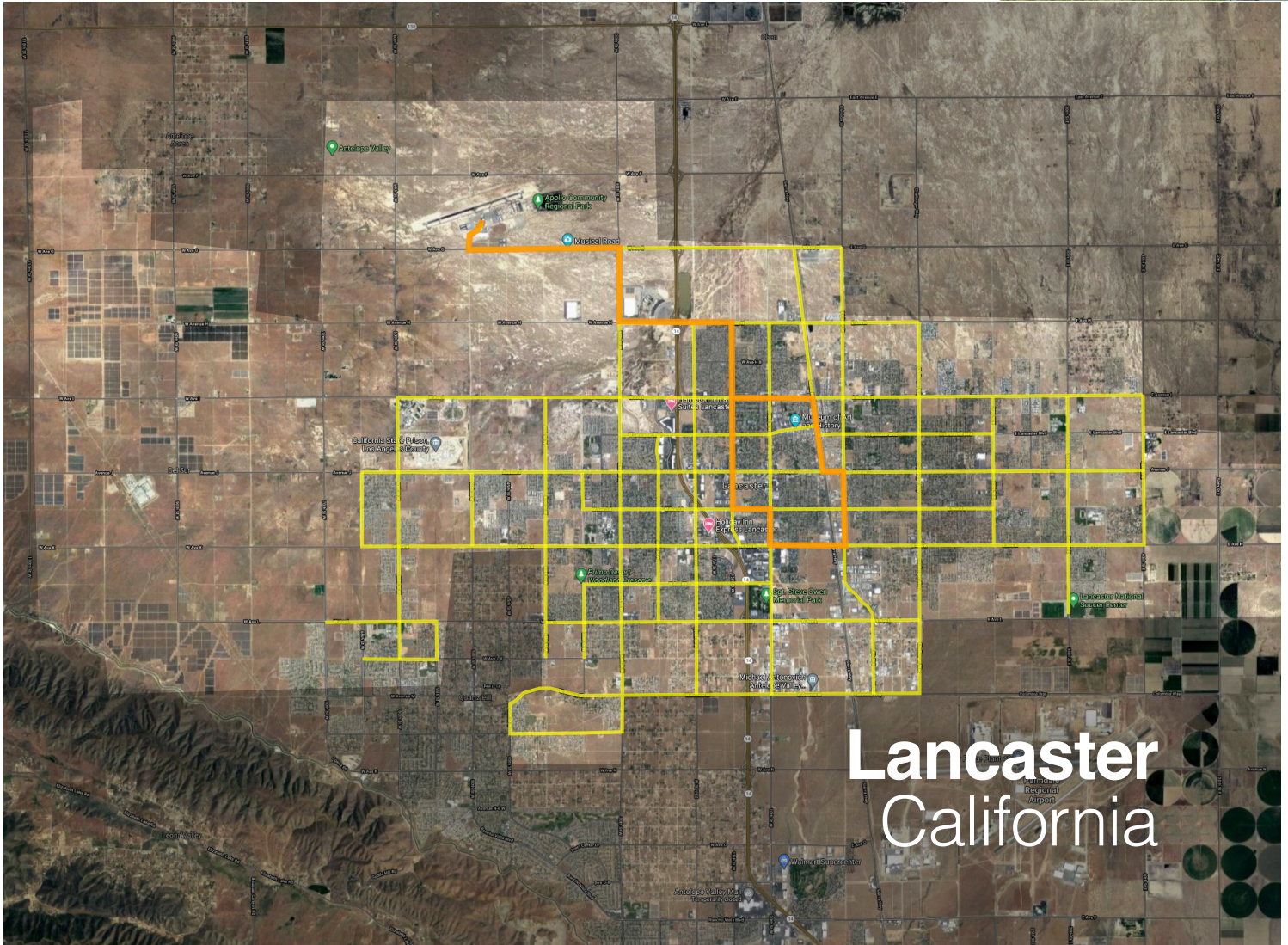


A proposal for a

Privately-financed Public Transit Podway for Lancaster, California

A 84 mile network with
3,149 pods and 546 stops serving
90% of population within a 5 min. walk.

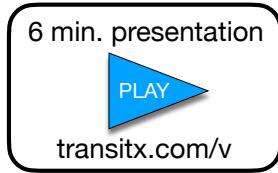
**High capacity • High speed • Nonstop • 24/7
Sustainable • Zero Wait • Door-to-door • Resilient**



Hello.

We propose to build and operate a privately-financed public transit podway that eliminates issues with **traffic congestion, parking, pollution, and safety.**

Please watch a 6-minute presentation at transitx.com/v



A podway is a fleet of automated electric vehicles (pods) for passengers and freight on a micro-guideway providing equitable public transportation to replace cars, buses, trains, and trucks.

Privately Financed

No government funding, subsidies, guarantees or special tax incentives are necessary. The system is very low cost so revenue from fares, freight, and advertising makes it profitable.

Equitable fares

The majority of fares are regulated based on a formula that assures equitable fares. A shared trip is \$0.25/km (\$0.41/mi), and the price of a typical 5 km (3.4 mile) trip is \$1.40.

Jobs and Workforce Development

The project will create 230 local construction/manufacturing jobs, directly employ 466 workers, and create 960 jobs from secondary effects. Transportation workers who get displaced are given priority. We welcome labor unions.

Eliminates traffic congestion

A podway provides over 40,000 passenger seats per hour — more capacity than a 20 lane highway. In the space of one parked car, a pod stop provides 2,000 boardings per hour.

Green and Walkable

A podway removes vehicular traffic from roads, enabling streets to transition into green and pedestrian-friendly spaces.

Disease and Health



The system prevents the spread of diseases, makes healthcare facilities easily accessible, and encourages walking.

Zero Footprint

A podway has no dedicated footprint — pods travel above roads. Existing utility lines can be relocated within the guideway. Pod stops fit within a single car parking space.

Faster commutes

Pods travel non-stop at 72 kph (45 mph) so trips are 3 times faster than a car within cities — increasing access to jobs and workers.



Eliminates pollution: Air, Sound, Light, Water

Pods are quiet, efficient and have zero emissions. Pods offer less visual impact than the existing roads and vehicles. Pods don't have headlights and podways do not need to be lit.

Sustainable and Efficient

Pods achieve over 20 times the efficiency of electric cars. Renewable energy provide 100% of system's energy. Expected 77% reduction in green house gas (GHG) emissions from transportation.

Resiliency

System continues to operate through flooding, earthquakes, snow/ice, high winds, blackouts, demonstrations, and heat waves.

Economic Development & Societal Benefits

A podway has positive impacts on education, food security, healthcare access, agriculture, tourism, and reduces poverty and homelessness. The median income would increase by 9%.

Safety

Podways are orders of magnitude safer than roadways, and would eliminate 449 road-related injuries and 4 deaths annually.

Fear, Harassment, Race, Justice, Corruption

Podways eliminate dangers and fears from operating motor vehicles, including traffic stops, road-rage, and impaired driving. Any border crossings can be made efficient in both time and cost.

More Public Transit & Fewer Cars

Pods provide the convenience and privacy that people value in cars, without their negative impacts. A podway combines the best features of mass transit and personal cars.

Minimal Disruption from Construction

Construction is not disruptive and takes 12 months.

Bonded, Guaranteed and Proven

The project's turnkey contracts are with large, established firms. Projects are fully bonded and service levels are guaranteed. Our partners have built and operated fully automated transit systems. The core concept is similar to systems that have been operating safely for 40 years.

Revenue Generator

Rights-of-way owners receive a 5% toll share on revenue which is expected to be US\$25,595,442 per year.

Lowest Risk

A podway provides a compelling benefits with much less risk than alternative options for transportation.

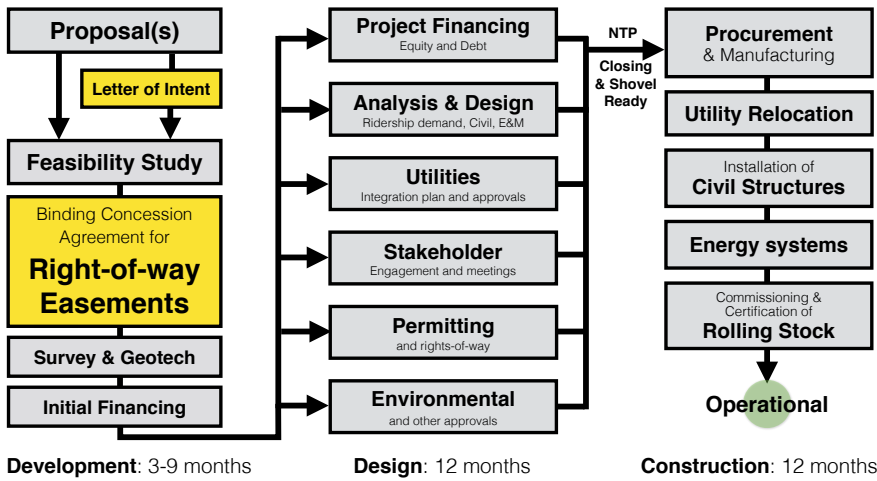


Move to ZERO

- Ø Congestion
- Ø Waiting
- Ø Pollution
- Ø Crashes
- Ø Footprint
- Ø Downtime
- Ø Energy
- Ø Disruption
- Ø Crime
- Ø Illness
- Ø Distance
- Ø Weight
- Ø Excluded
- Ø Noise
- Ø Cost
- Ø Job loss
- Ø Objections
- Ø Cars
- Ø Inequity
- Ø Risk



Podway Proposal



Financial Viability

The project cost is \$519,420,000 (\$3,296 per capita, \$3.8M per km) and expected daily ridership of 361,694 (77% mode share) after 4 years with breakeven at 30% (109,613 trips per day). Project has a 3.6 year payback period, gross margin of 70%, estimated 28% Equity IRR at year 5, and 25% cost to value. These numbers make the project financially attractive for private investment. A pro-forma and feasibility study is available.

Next Steps


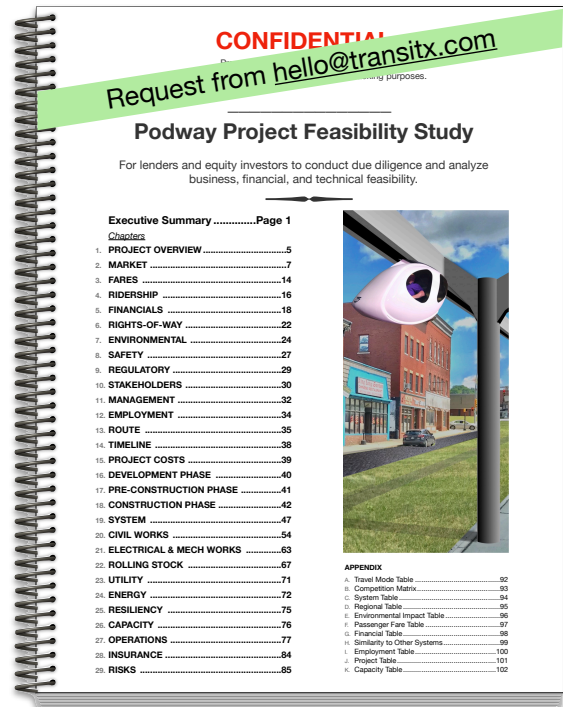
To move forward with a project, we need a letter of intent to enter into a long-term agreement for rights-of-way easements. Example letters and agreements at: transitx.com/process

More information including presentations, documents, and links to related proposals at transitx.com/California.

The Podway Handbook answers many questions about our service, the company, the system, and the way we address: congestion, parking, road safety, pedestrian safety, accessibility, sustainability, fares, renewable energy & storage, construction, aesthetics, operations, economic development, quality of service, security, station footprint, equitability, carbon footprint, transit integration, resiliency, reliability, rights-of-way, and open space.

A 100+ page custom feasibility study and ridership-revenue study is available under a non-disclosure agreement. Contact us at hello@transitx.com. We look forward to answering your questions and moving forward on a project.

Sincerely,



Green & Walkable