

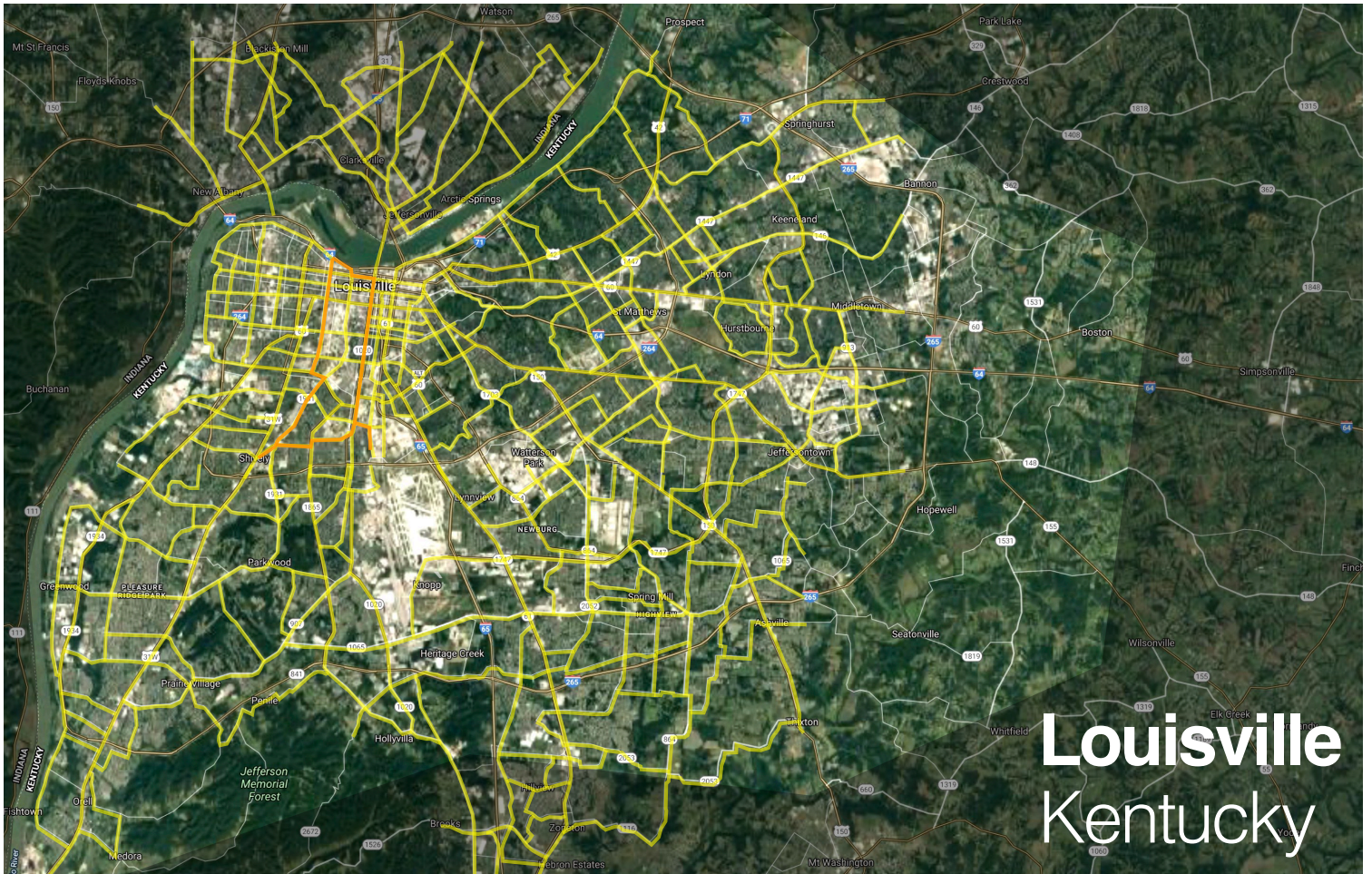
A proposal for privately-financed
Public Transit Podway for

Louisville, Kentucky

598 mile network with
58,183 pods and 3,899 stops serving
90% of population within a 5 min. walk.

779 MW solar & wind generation to power 51,740 households.

**High capacity • High speed • Nonstop • 24/7
Sustainable • Zero Wait • Door-to-door • Resilient**



Hello.

We propose to build and operate a privately-financed public transit podway that eliminates issues with **traffic congestion, parking, pollution, and safety.**

Please watch a 6-minute presentation at transitx.com/v



A podway is a fleet of automated electric vehicles (pods) for passengers and freight on a micro-guideway providing equitable public transportation to replace cars, buses, trains, and trucks.

Privately Financed

No government funding, subsidies, guarantees or special tax incentives are necessary. The system is very low cost so revenue from fares, freight, renewables and advertising makes it profitable.

Equitable fares

The majority of fares are regulated based on a formula that assures equitable fares. A shared trip is \$0.19/km (\$0.30/mi). The price of a typical 23 km (14.1 mile) trip is \$4.26.

Jobs and Workforce Development

The project creates 1,481 local construction/manufacturing jobs. The project directly employs 6,517 workers, and creates 4,392 jobs from secondary effects. Transportation workers who get displaced are given priority. We welcome labor unions.

Eliminates traffic congestion

Pods can travel in 6-pod trains with 1 second headway providing over 80,000 passenger seats per hour — equivalent to a 40 lane highway.

Green and Walkable

A podway removes vehicular traffic from roads, enabling streets to transition into green and pedestrian-friendly spaces.

Disease and Health



The system prevents the spread of diseases, makes healthcare facilities easily accessible, and encourages walking.

Simplified Rights-of-Way on Utility Easements

Podways can fit anywhere because there is no dedicated footprint — pods travel alongside roadways. In the space of one parked car, a pod stop has a capacity of 2,000 passenger boardings per hour.

Faster commutes

Pods travel non-stop at 72 kph (45 mph) on metro podways and 242 kph (150 mph) on high-speed podways — delivering the fastest



door-to-door trips of any travel mode.

Eliminates pollution: Air, Sound, Light, Water

Pods are quiet, efficient and have zero emissions and zero carbon. Pods offer less visual impact than the existing roads and vehicles. Pods don't have headlights and podways do not need to be lit.

Sustainable, Efficient, and Zero Carbon

Pods achieve over 20 times the efficiency of electric cars and are 100% powered by renewable energy. Pods achieve zero carbon by eliminating green house gas (GHG) from transportation.

Higher Resiliency

System continues to operate through flooding, earthquakes, dust/snow/ice, high winds, blackouts, road crashes, and heat waves. Repairing damaged podways can be done within 24 hours.

Economic Development & Societal Benefits

A podway has positive impacts on education, food security, healthcare access, agriculture, tourism, and reduces poverty and homelessness. The median income would increase by 42%.

Eliminates crashes

With 100% automation, podways eliminate human errors and impaired driving. Orders of magnitude safer than roadways, and eliminating 7,285 road-related injuries and 73 deaths annually.

Fear, Harassment, Race, Justice, Corruption

Podways eliminate dangers and fears from operating motor vehicles, including traffic stops, and road-rage. Border crossings can be safer and take less time and money.

More Public Transit & Fewer Cars

Pods provide the convenience and privacy that people value in cars, without their negative impacts. A podway combines the best features of public transit, high-speed rail and personal cars.

Minimal Disruption from Construction

Construction is not disruptive and takes only 12 months.

Bonded, Guaranteed and Proven

The project's turnkey contracts are with large, established firms. Projects are fully bonded and service levels are guaranteed. Automated small-vehicle transport (PRT) has been operating with a perfect safety record for 40 years in Morgantown, West Virginia.

Revenue Generator

Rights-of-way owners receive a 5% toll share on revenue which is expected to be US\$455,918,071 per year.

Lowest Risk

A podway provides compelling benefits with much less risk than other options.



Congestion
 Waiting
 Pollution
 Crashes
 Footprint
 Downtime
 Energy
 Disruption
 Crime
 Illness

Move to ZERO

Distance
 Weight
 Excluded
 Noise
 Cost
 Job loss
 Objections
 Cars
 Inequity
 Risk





Financial Viability

The project cost is \$3,970,070,000 (\$8,402 per customer, \$4.1M per km) and expected 1,417,479 trips per day (77% mode share) after 4 years with breakeven at 19% (275,307 trips per day). The Cash-Flow-to-Debt Ratio is 208%. There is a 2.5 year payback period, gross margin of 73%, estimated 72% Equity IRR at year 5, and 10% cost to value. These numbers make the project financially attractive for private investment.



Next Steps

To move forward, we need a binding Memorandum of Understanding for utility easements along roadways. Example letters and agreements at: transitx.com/process

For more information — including presentations, other proposals, and videos — visit transitx.com/Kentucky

The Podway Handbook answers many questions about our service, the company, the system, and the way we address: congestion, parking, road safety, pedestrian safety, accessibility, sustainability, fares, renewable energy & storage, construction, aesthetics, operations, economic development, quality of service, security, station footprint, equitability, carbon footprint, transit integration, resiliency, reliability, rights-of-way, and open space.

A 100+ page custom pre-feasibility study and ridership-revenue study is available under a non-disclosure agreement. Contact us at hello@transitx.com. We look forward to answering your questions and moving forward on a project.

Sincerely,

